



District Report Card: 2017


State: Jharkhand	District: Dumka
Class: 3	Subject: Language
Schools: 61	Students: 865


Participation/Coverage


Students

<div>GENDER</div> <div></div>	Boys				Girls			
	Number		%		Number		%	
	413		47.75		452		52.25	

<div>AREA</div> <div></div>	Rural				Urban			
	Number		%		Number		%	
	836		96.65		29		3.35	

<div>CATEGORY</div> <div></div>	SC		ST		OBC		GEN	
	Number	%	Number	%	Number	%	Number	%
	77	8.90	388	44.86	391	45.20	9	1.04

<div>CWSN</div> <div></div>	LD	VI	HI	S&LD	ID	Oth
	1	3	2	3	0	5

<div>Management</div> <div></div>	Government			Government-aided		
	Number		%	Number		%
	865		100.00	0		0.00

Average Performance of Students in Language (%)

Overall	Gender		Area		Management		Social Group			
	Male	Female	Rural	Urban	Govt.	Aided	SC	ST	OBC	GEN
73.24	74.83	71.78	72.70	88.74	73.24	0.00	74.37	75.09	71.01	80.74

Performance on Learning Outcomes (LOs)

Learning Outcomes	Description	Average Performance(%)
L304	Reads small texts with comprehension i.e., identifies main ideas, details, sequence and draws conclusions	73.40
L312	Reads printed scripts on the classroom walls: poems, posters, charts etc.	72.92

Range of Performance of Students who Answered Correctly							
Below 30%		30% - 50%		50% - 75%		Above 75%	
Number	%	Number	%	Number	%	Number	%
44	5.09	99	11.45	252	29.13	470	54.34

Lowest Performing Learning Outcomes (LOs)

- 1 - Reads printed scripts on the classroom walls: poems, posters, charts etc. (72.92)
- 2 - Reads small texts with comprehension i.e., identifies main ideas, details, sequence and draws conclusions (73.40)